



WiaTag

The solution for mobile workforce management


WiaTag takes the effectiveness of workforce management to the next level in any business sphere.

winton



What is this for?

WiaTag is the app for efficient mobile workforce management.




Latest data at hand

Reliable data on the worker's movements and performance is always at hand.



Custom statuses option

The app notifies the user about the worker's availability, absence in the workplace, and other situations.



Remote control

The option to request a camera snapshot or a service stop.



Working processes optimization

Data received through WiaTag helps optimize the staff work and increase its efficiency.



Safety

Workers can send snapshots, SOS messages, or location data in emergency situations.



Communication with employees

Sending and receiving various types of messages from the field workers for close and detailed day-to-day communication. Send mass commands or messages to a large number of workers to save time.

Who is this for?



Service industry

Companies control the location and workload of the field workers, close logistics gaps; analyze the results, and optimize business processes.



Healthcare

Dispatchers monitor the field workers' location on call and coordinate their work.



Delivery

Delivery services make sure that couriers follow the instructions and the working schedule.



Public utilities

Dispatchers of utility service providers control the property and offices maintenance by field workers, ensuring timely and quality services.



Security

The dispatchers of security companies optimize guard tours and give timely instructions to the staff.



Your business

WiaTag helps control the mobile workforce in any industry. Contact us, and we will tell you how the app will help exactly your business.

How WiaTag changes business?



Latest data always at hand

Information on the worker's performance is automatically updated based on the unit messages. You always know your worker's location, speed, and status.



Remote control

Cancel the call by sending the notification to the worker. Control the task fulfillment by sending the request for the worker's camera snapshot.



Enhancing staff efficiency


Based on the app's data, you can analyze the working processes, optimize and organize the staff work, and improve its efficiency.



Safety

With WiaTag, the workers get the opportunity to send pictures, SOS messages, or location info. You will be able to instruct them timely or provide assistance.

Why should you use WiaTag?



Turns a smartphone into a **GPS tracker** without any extra hardware



The app for iOS and Android is **free**



Can be tailored to the needs of your business



Has a **user-friendly interface**



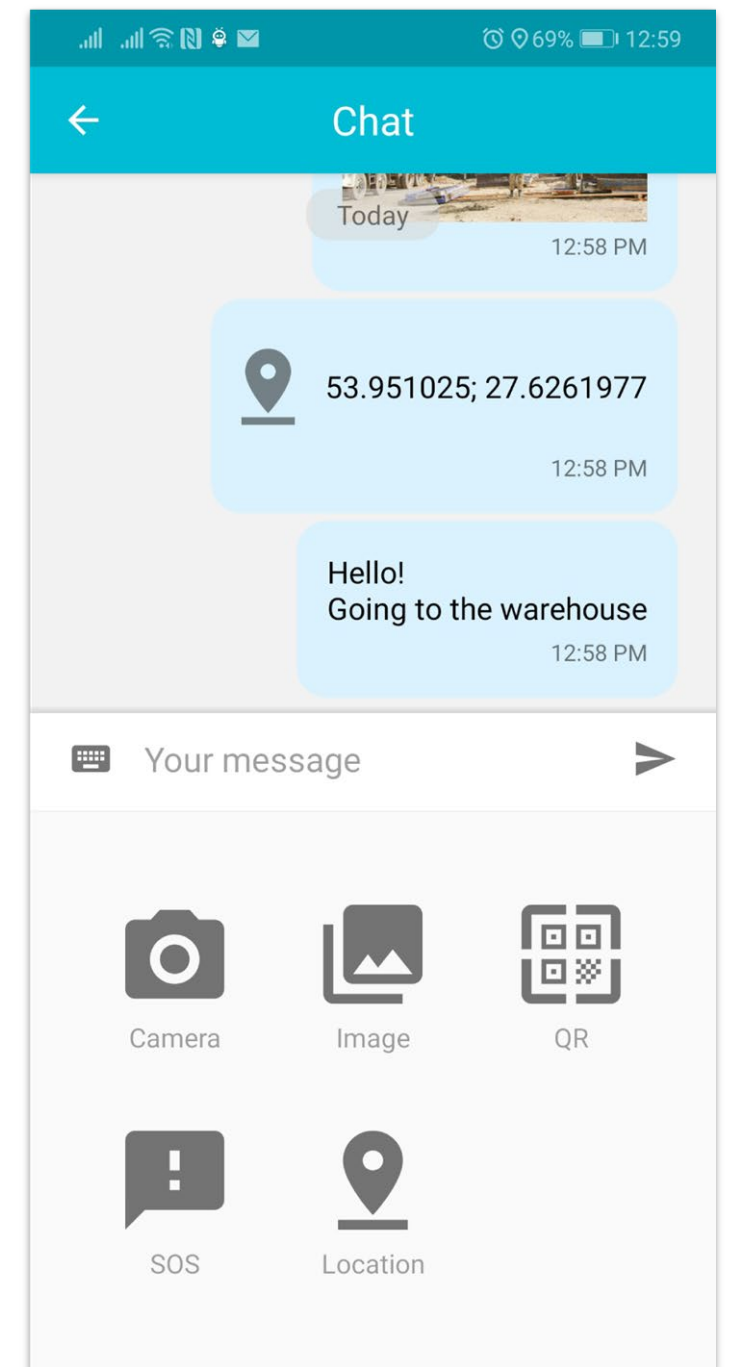
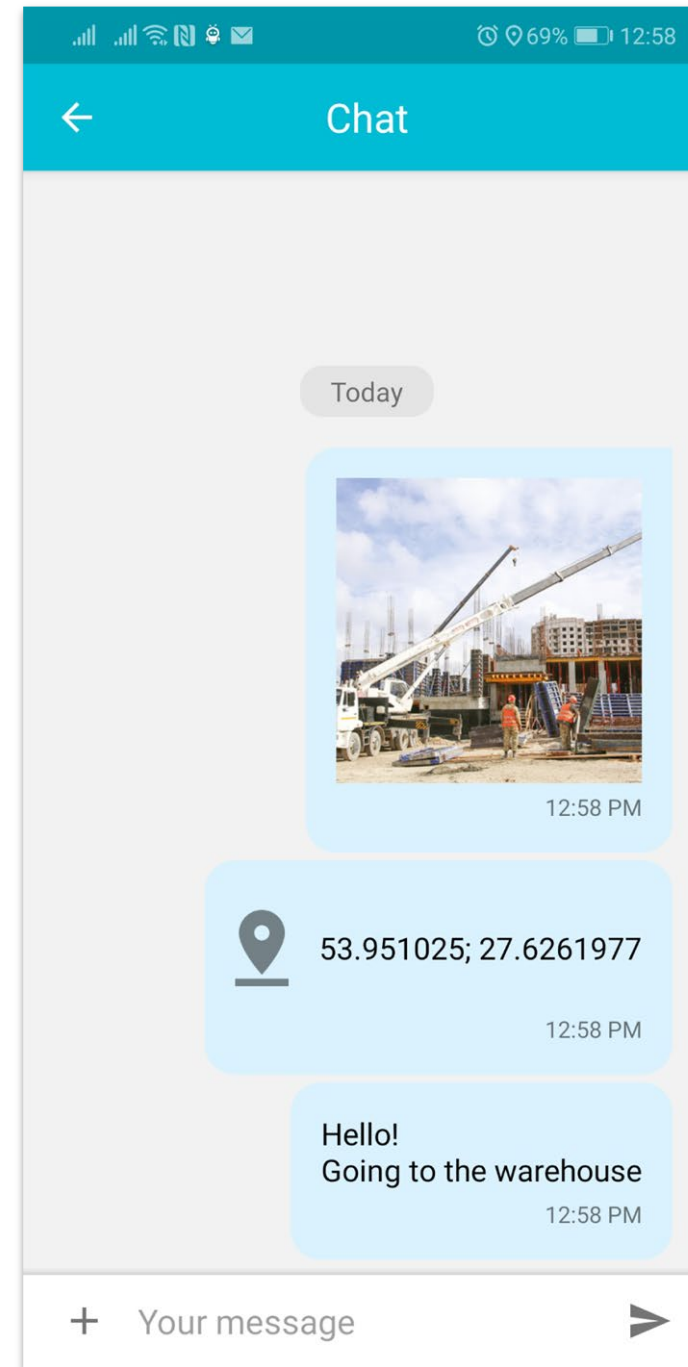
Saves the mobile device **battery charge**

How does it work?

Chat

Keep in touch with your workers: exchange text messages, images, QR codes.

The chat also allows sending location data and SOS messages.



How does it work?

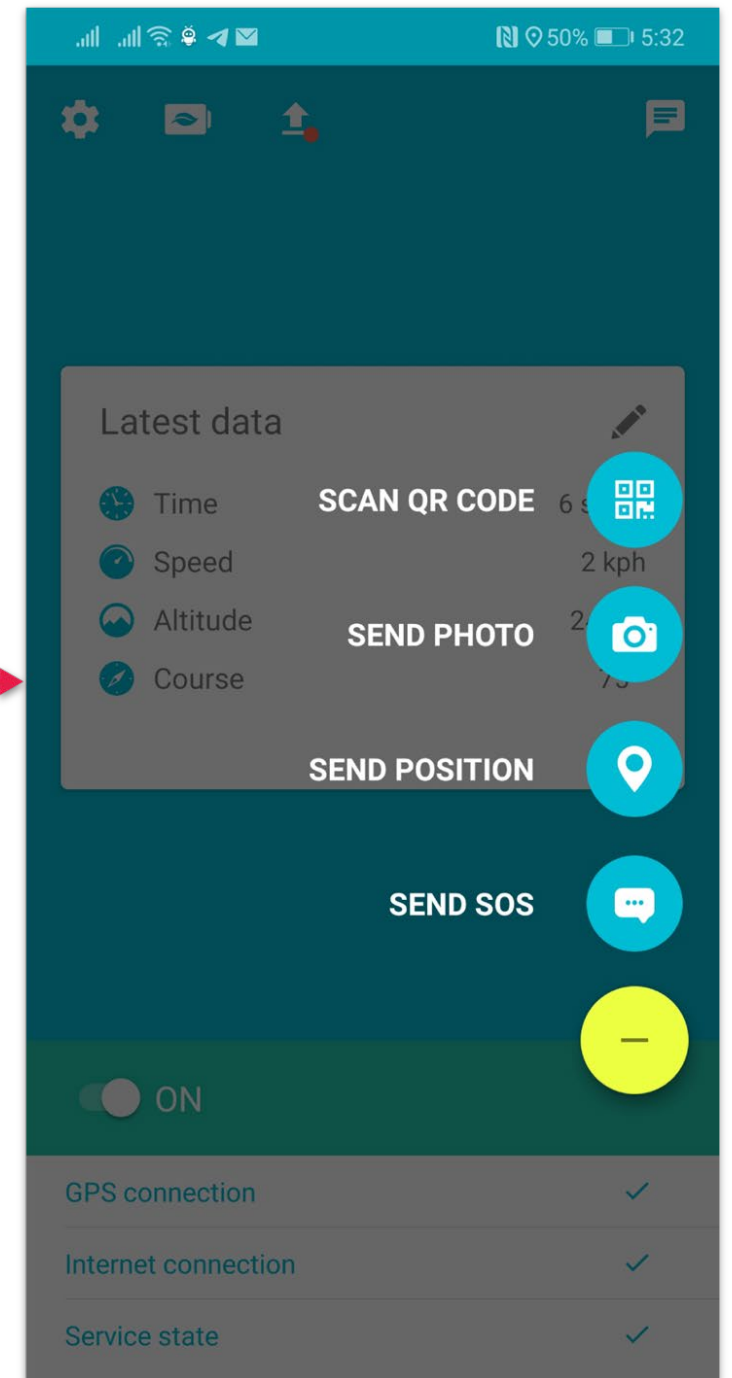
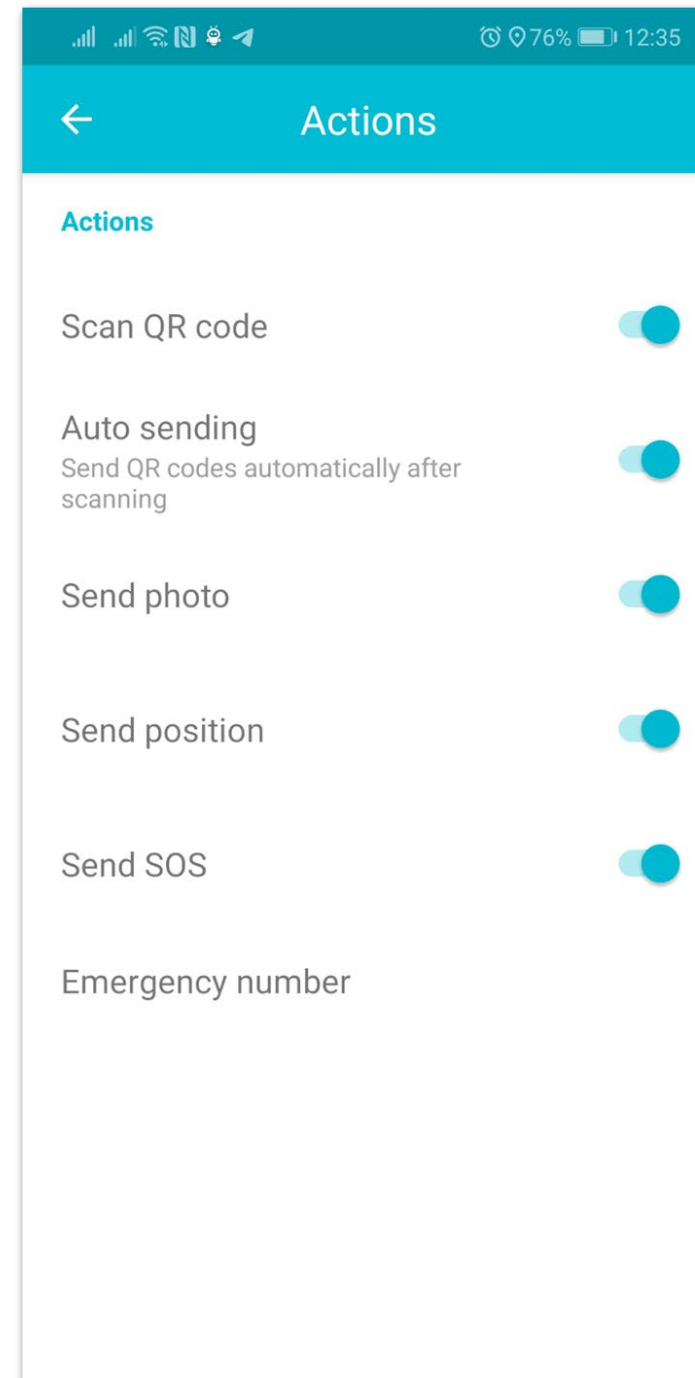
Actions

Select the necessary set of available actions. You can do it in the user mode settings. Actions menu opens after tapping + in the lower block of the main screen.

Take actions with a single click on a virtual button. With widgets, you don't have to launch the app itself to scan the QR code, send a photo, position, or an SOS message.

Send a photo

Together with a photo, the location data and the time of the message generation are sent to the server. The device's camera or image gallery can be the source of the photo.



How does it work?

Send position

Alongside the location data, the time of the message generation is also sent to the monitoring system.

Send SOS

In an emergency, users can send an SOS message and attach the location data to it. If it's impossible to determine the current location, the last known location is used.

Read NFC tag

This additional action can be used on the devices with an NFC module. The tag is read automatically when it is near the device and is sent to the monitoring system immediately or after the confirmation, depending on the enabled settings.



How does it work?

Custom statuses

Create custom statuses suitable for your business. In WiaTag, you can assign any value to the status. For example, 'Status 1' can mean "Available," 'Status 2' can mean 'Busy,' etc.

Provide your workers with the option to edit, send, and delete statuses. The status can be sent right from the central block of the main screen.

If necessary, you can limit the statuses editing and deletion options with the administrator's password.

